


SHREWSBURY CROSSROADS | SHREWSBURY, PA 17361

1,400 - 27,000 SF AVAILABLE | FOR LEASE



PROPERTY OVERVIEW

New Construction Retail Center For Lease in Shrewsbury, Pa.

Bennett Williams
RETAIL

BRADLY ROHRBAUGH
brohrbaugh@bennettwilliams.com

Phone: 717 | 843 | 5555 | www.bennettwilliams.com

CHAD STINE
cstine@bennettwilliams.com

ACTIVE MEMBERS OF:
RETAIL BROKERS
NETWORK

Bennett Williams Commercial has been engaged by the property owner to market this asset for sale. Information regarding this asset is purported to be from reliable sources. No representation is made to the accuracy thereof, and is submitted subject to errors, omissions, change in price, prior sale, withdrawal without notice, or other conditions. Any buyer is recommended to conduct their own independent due diligence and rely upon those results.

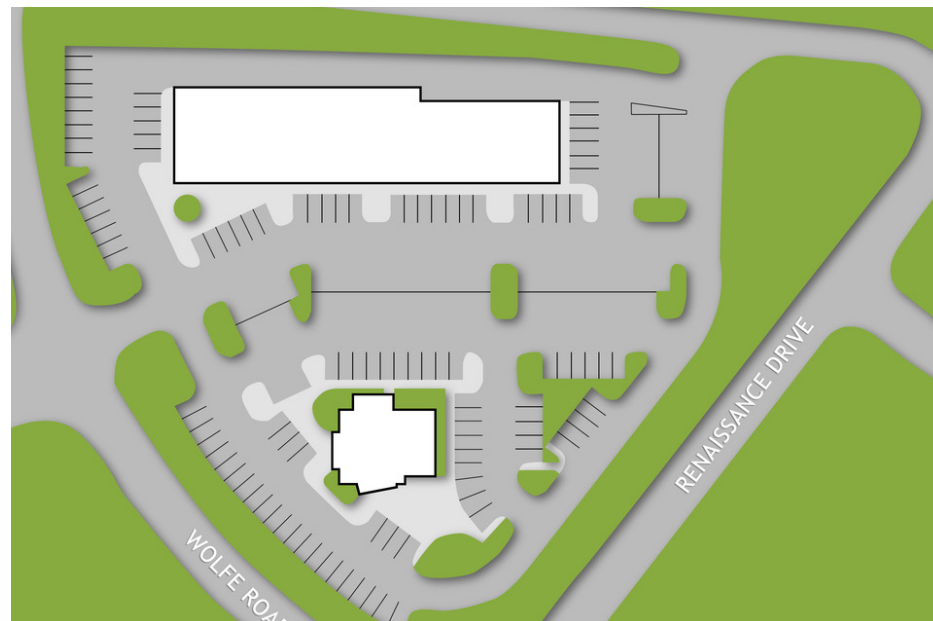
SHREWSBURY CROSSROADS | SHREWSBURY, PA 17361





PROPERTY SUMMARY

Available SF:	1,400 - 27,000 SF
Lease Rate:	\$18.00 SF/yr (NNN)
Property Type:	Retail
Lot Size:	4.85 Acres
Building Size:	27,000 SF
Zoning:	Highway Commercial
Market:	York
Sub Market:	Shrewsbury, PA

PROPERTY HIGHLIGHTS

- New Construction Retail Space Available For Lease
 - Up to 27,000 SF Available
 - Ideally located just off I-83 in Shrewsbury
- 1.5 acres pad site available for lease or build to suit



DEMOGRAPHICS		1 MILE	5 MILE	10 MILE
	POPULATION	1,957	28,900	90,773
	TOTAL EMPLOYEES	2,813	9,014	21,147
	AVERAGE HHI	\$ 125,825	\$ 97,303	\$ 97,222
	TOTAL HOUSEHOLDS	766	11,401	35,608

AVAILABLE SPACES

Suite	SF Available	Lease Type	Lease Rate
	1,400 - 27,000	NNN	\$18.00 SF/yr



BRADLY ROHRBAUGH
brohrbaugh@bennettwilliams.com
Phone: 717 | 843 | 5555 | www.bennettwilliams.com

CHAD STINE
cstine@bennettwilliams.com



Bennett Williams Commercial has been engaged by the property owner to market this asset for sale. Information regarding this asset is purported to be from reliable sources. No representation is made to the accuracy thereof, and is submitted subject to errors, omissions, change in price, prior sale, withdrawal without notice, or other conditions. Any buyer is recommended to conduct their own independent due diligence and rely upon those results.

SHREWSBURY CROSSROADS | SHREWSBURY, PA 17361



Bennett Williams
RETAIL

BRADLY ROHRBAUGH

brohrbaugh@bennettwilliams.com

Phone: 717 | 843 | 5555 | www.bennettwilliams.com

CHAD STINE

cstine@bennettwilliams.com

ACTIVE MEMBERS OF:
RETAIL BROKERS
NETWORK

Bennett Williams Commercial has been engaged by the property owner to market this asset for sale. Information regarding this asset is purported to be from reliable sources. No representation is made to the accuracy thereof, and is submitted subject to errors, omissions, change in price, prior sale, withdrawal without notice, or other conditions. Any buyer is recommended to conduct their own independent due diligence and rely upon those results.