

# SUPER CENTER

PLAZA 10180 US Hwy 522 South | Lewistown, PA 17044

LEASE

## Property Overview

**Super Center Plaza** is a 36,000 square foot shopping center centrally located in Lewistown, PA and is situated along Route 22 with multiple points of access, including a shared signal light with Wal Mart. The site is strategically positioned with significant frontage on the market's primary retail corridor. The center benefits from the high-volume traffic flow of PA-22, which is the area's heaviest traveled road, and acts as a focal point for retail with a trade area that extends more than 10 miles, attracting a vast customer base.

±1,400-6,000 SF AVAILABLE



DOLLAR TREE

verizon



Ashlee Lehman | Cale Bruso | Blake Shaffer | Brad Rohrbaugh | Chad Stine  
For Leasing Information: 717.843.5555 | Learn more online at [www.bennettwilliams.com](http://www.bennettwilliams.com)



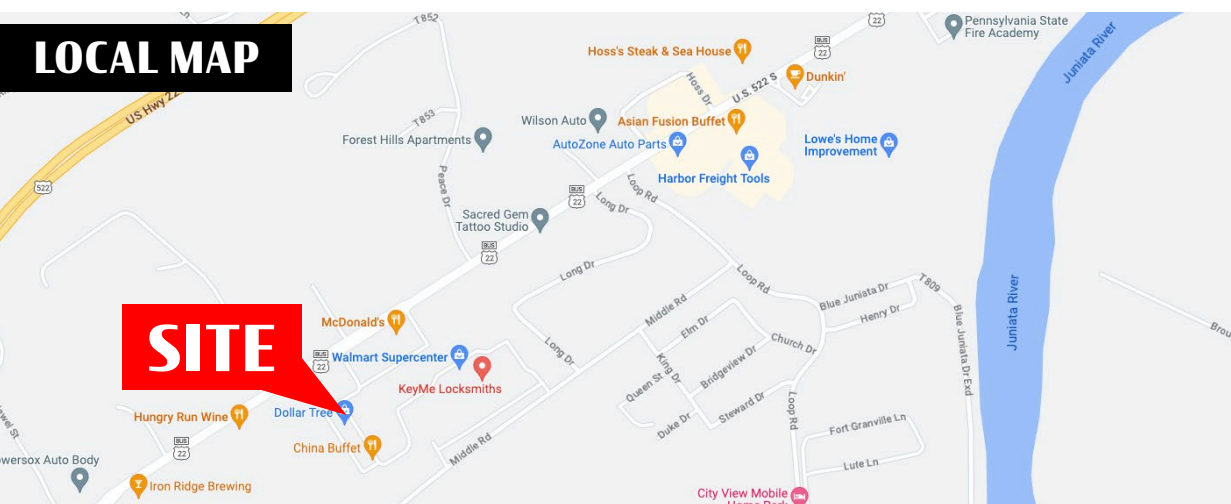
COMMERCIAL BROKERAGE. *Redefined.*



# SUPER CENTER PLAZA

10180 US Hwy 522 South | Lewistown, PA 17044

For Lease



DEMOGRAPHICS	3 MILE	5 MILE	7 MILE
TOTAL POPULATION	6,265	19,040	29,699
TOTAL EMPLOYEES	3,554	11,733	14,268
AVERAGE HHI	\$74,756	\$63,080	\$65,070
TOTAL HOUSEHOLDS	2,698	8,217	12,488
TRAFFIC COUNTS: U.S. 522 South ± 10,000 VPD			

## SURROUNDING RETAIL



Ashlee Lehman | Cale Bruso | Blake Shaffer | Brad Rohrbaugh | Chad Stine  
For Leasing Information: 717.843.5555 | Learn more online at [www.bennettwilliams.com](http://www.bennettwilliams.com)



COMMERCIAL BROKERAGE. *Redefined.*

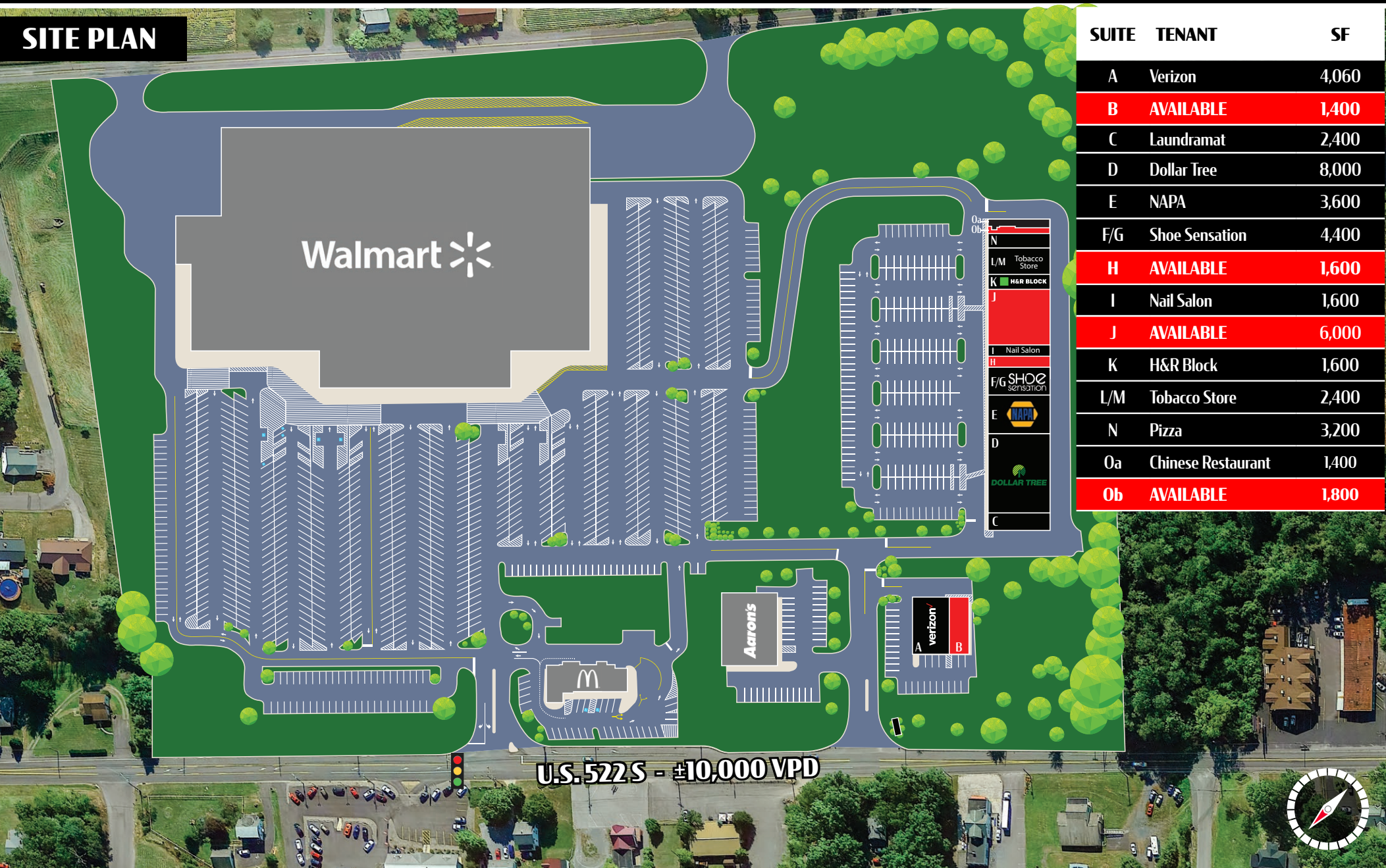


# SUPER CENTER PLAZA

10180 US Hwy 522 South | Lewistown, PA 17044

*For Lease*

## SITE PLAN



Ashlee Lehman | Cale Bruso | Blake Shaffer | Brad Rohrbaugh | Chad Stine  
For Leasing Information: 717.843.5555 | Learn more online at [www.bennettwilliams.com](http://www.bennettwilliams.com)



COMMERCIAL BROKERAGE. *Redefined.*

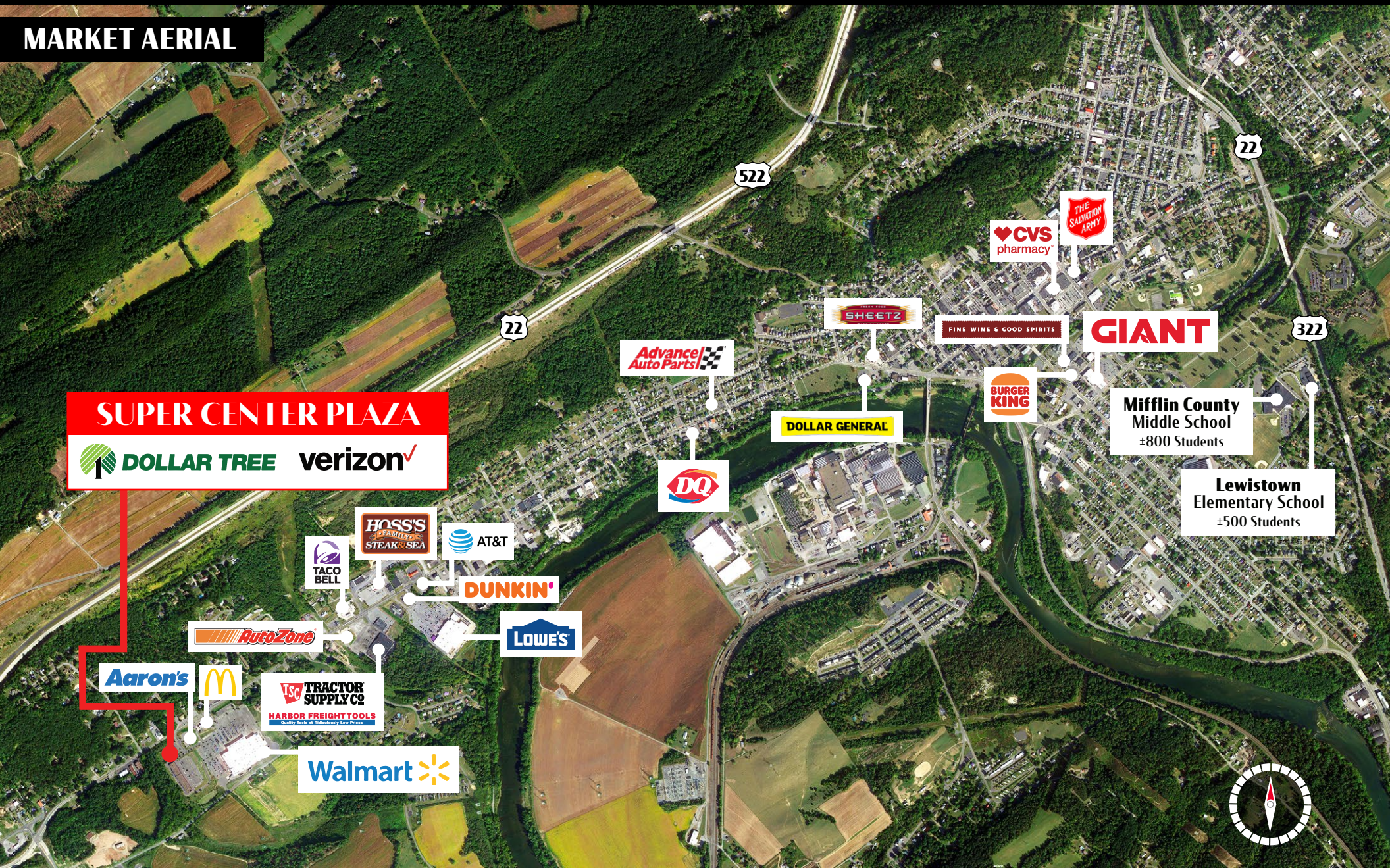


# SUPER CENTER PLAZA

10180 US Hwy 522 South | Lewistown, PA 17044

*For Lease*

## MARKET AERIAL



Ashlee Lehman | Cale Bruso | Blake Shaffer | Brad Rohrbaugh | Chad Stine  
For Leasing Information: 717.843.5555 | Learn more online at [www.bennettwilliams.com](http://www.bennettwilliams.com)

ACTIVE MEMBER OF:  
 **RETAIL** BROKERS  
NETWORK

COMMERCIAL BROKERAGE. *Redefined.*



# Bennett Williams

COMMERCIAL REAL ESTATE

## OUR LOCATIONS:

### YORK OFFICE:

3528 Concord Rd.  
York, PA 17402

### EXTON OFFICE:

1 E. Uwchlan Ave.  
Suite 409, Exton, PA 19341

### WEST CHESTER OFFICE:

107 E Chestnut St, Suite 1  
West Chester, PA 19380

### LANCASTER OFFICE:

150 Farmington Lane, Suite 201  
Lancaster, PA 17601

### STATE COLLEGE OFFICE:

330 Innovation Blvd, Suite 205  
State College, PA 16803

### NEW JERSEY OFFICE:

236 E. Route 38, Suite 130  
Moorestown, NJ 08057

## LISTING AGENTS:



**Ashlee Lehman**

ALehman@bennettwilliams.com



**Cale Bruso**

CBruso@bennettwilliams.com



**Blake Shaffer**

BShaffer@bennettwilliams.com



**Brad Rohrbaugh**

BRohrbaugh@bennettwilliams.com



**Chad Stine**

CStine@bennettwilliams.com

### CONTACT US

717.843.5555 | [www.bennettwilliams.com](http://www.bennettwilliams.com)

LANDLORD  
REPRESENTATION

TENANT  
REPRESENTATION

INVESTMENT  
SALES

PROPERTY  
MANAGEMENT



## About Bennett Williams

Since its founding in 1956, Bennett Williams Commercial, Inc. has offered full Commercial Real Estate services to the Central Pennsylvania region and beyond. We have served thousands of commercial, industrial and retail clients as we have grown in size and reputation. With our team of both experienced and knowledgeable executives as well as young and energetic professionals, we have the team to handle any commercial real estate need.

Bennett Williams is a member of the Retail Brokers Network (RBN), a partnership of the best regional retail brokerage firms servicing all of the major markets across the United States. Our affiliates are handpicked ensuring that our clients receive top quality service and representation in any market they need help in, with 61 offices across 65+ markets and 700+ members.

