

±1,510 - 2,400 SF

Shrewsbury Square

PA-851 & Mt. Airy Road | Shrewsbury, PA 17361

Available For Lease



Property Overview

Shrewsbury Square is a ± 94,706 square foot dominant grocery-anchored retail center located directly off of I-83 (54,000 VPD) at the signalized intersection of PA-851 (22,000 VPD) and Mt Airy Road. The upscale shopping center offers a mix of both local and national retailers, including Giant, Starbucks, Verizon, Chic-Fil-A and Hair Cuttery to name a few. The strong traffic count and strategic placement of Shrewsbury Square creates the perfect opportunity for any retailer to enter the Shrewsbury market off the main North/South roadway in the area.

Join Retailers



BW COMMERCIAL Ashlee Lehman | Dave Nicholson | Brad Rohrbaugh | Chad Stine
For Leasing Information: 717.843.5555 | Learn more online at www.bennettwilliams.com

ACTIVE MEMBER OF:
RETAIL BROKERS NETWORK

COMMERCIAL BROKERAGE. *Redefined.*

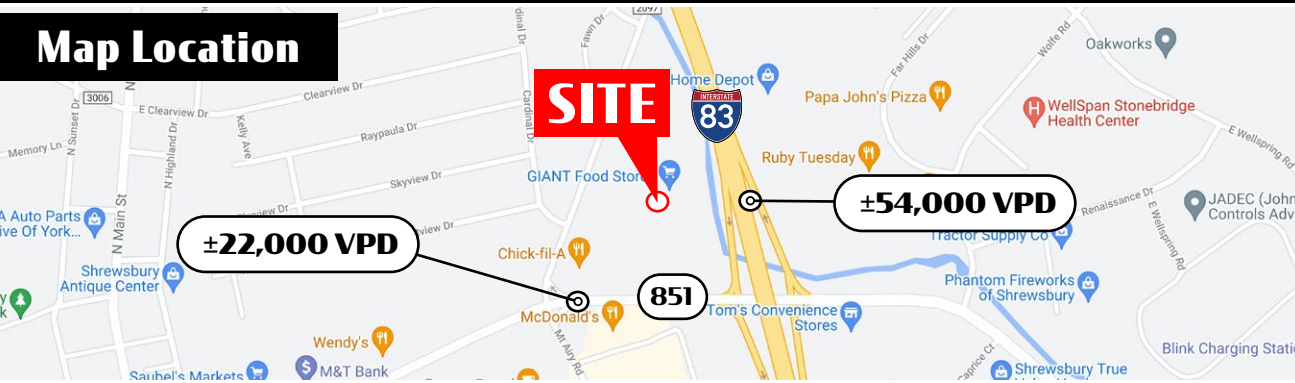
Shrewsbury Square

PA-851 & Mt. Airy Road | Shrewsbury, PA 17361

±1,510 - 2,400 SF
INLINE SPACE

Available For Lease

Map Location



DEMOGRAPHICS

| | 5 MILE | 7 MILE | 10 MILE |
|------------------|-----------|-----------|-----------|
| TOTAL POPULATION | 28,855 | 41,505 | 93,898 |
| TOTAL EMPLOYEES | 8,778 | 10,436 | 25,977 |
| AVERAGE HHI | \$101,665 | \$103,652 | \$101,173 |
| TOTAL HOUSEHOLDS | 11,221 | 15,916 | 36,084 |

TRAFFIC COUNTS: PA-851 ±22,000 VPD | I-83 ±54,000 VPD

Space Overview



Ashlee Lehman | Dave Nicholson | Brad Rohrbaugh | Chad Stine
For Leasing Information: 717.843.5555 | Learn more online at www.bennettwilliams.com



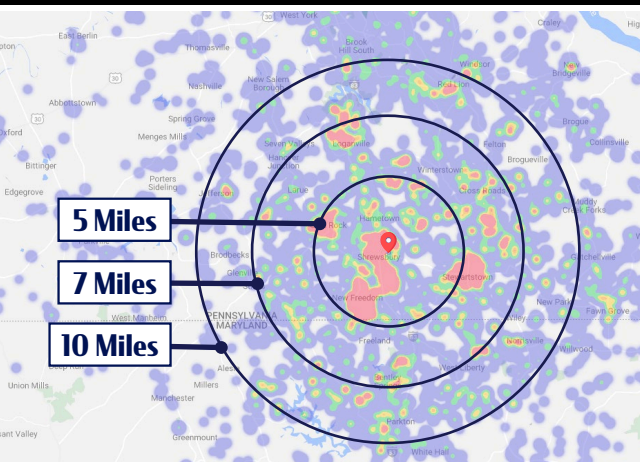
COMMERCIAL BROKERAGE. *Redefined.*

Shrewsbury Square

PA-851 & Mt. Airy Road | Shrewsbury, PA 17361

±1,510 - 2,400 SF
INLINE SPACE

Available For Lease



of Visits

High

Low



VISITS PER YEAR

1.6 Million

AVG. DWELL TIME

47 Minutes

STATE RANKING

45/296



GIANT.

ANNUAL VISITS

962.6K

STATE RANKING

64/148

Surrounding Stats

STARBUCKS

Annual Visits: 128.1K

Santander

Annual Visits: 51.7K

1/40 State Ranking

GIANT

Annual Visits: 962.6K

64/148 State Ranking

Chick-fil-z

Annual Visits: 236.7K



54,000 VPD

22,000 VPD



Mt. Airy Road



Ashlee Lehman | Dave Nicholson | Brad Rohrbaugh | Chad Stine
For Leasing Information: 717.843.5555 | Learn more online at www.bennettwilliams.com



COMMERCIAL BROKERAGE. *Redefined.*

Shrewsbury Square

PA-851 & Mt. Airy Road | Shrewsbury, PA 17361

±1,510 - 2,400 SF
INLINE SPACE

Available For Lease

±1,510 - 2,400 SF

±1,510 SF
AVAILABLE

±1,510 SF
AVAILABLE



±2,400 SF
Available



Ashlee Lehman | Dave Nicholson | Brad Rohrbaugh | Chad Stine
For Leasing Information: 717.843.5555 | Learn more online at www.bennettwilliams.com



COMMERCIAL BROKERAGE. *Redefined.*

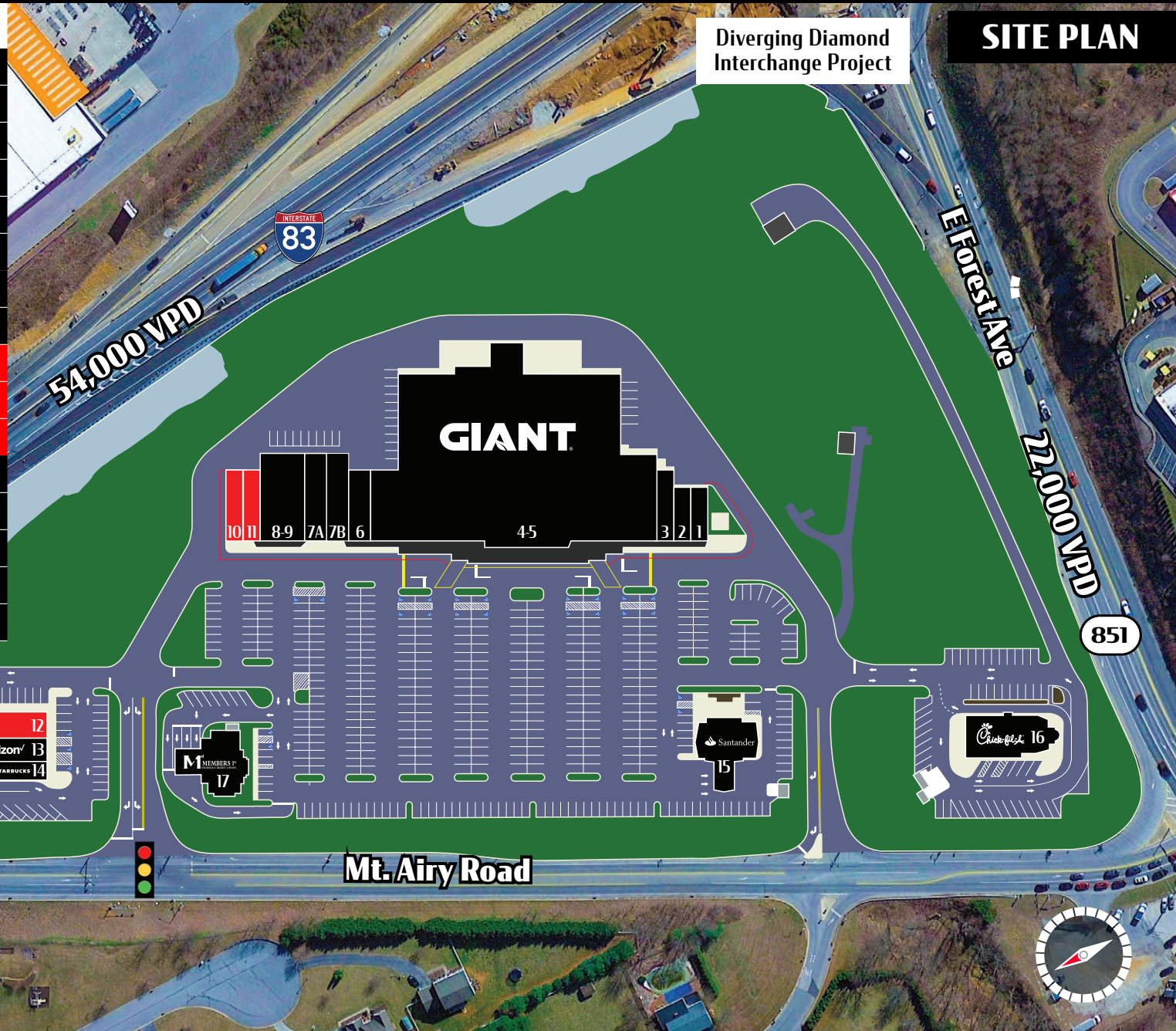
Shrewsbury Square

PA-851 & Mt. Airy Road | Shrewsbury, PA 17361

±1,510 - 2,400 SF
INLINE SPACE

Available For Lease

| SUITE | TENANT | SF |
|-------|----------------------------------|--------|
| 1 | Hair Cuttery | 1,200 |
| 2 | Runkle's | 1,200 |
| 3 | Sons of Sicily | 1,600 |
| 4-5 | Giant Food Supermarket | 61,185 |
| 6 | Mr. Eye Dr | 2,440 |
| 7A | Nail Salon | 2,500 |
| 7B | Howard Hanna | 2,500 |
| 8-9 | Madden PT | 5,180 |
| 10 | AVAILABLE | 1,510 |
| 11 | AVAILABLE | 1,510 |
| 12 | AVAILABLE | 2,400 |
| 13 | Verizon | 2,400 |
| 14 | Starbucks | 1,600 |
| 15 | Santander Bank | 3,200 |
| 16 | Chick-fil-A | 4,281 |
| 17 | Members 1st Federal Credit Union | - |



SITE PLAN

Diverging Diamond Interchange Project



Ashlee Lehman | Dave Nicholson | Brad Rohrbaugh | Chad Stine
For Leasing Information: 717.843.5555 | Learn more online at www.bennettwilliams.com



COMMERCIAL BROKERAGE. *Redefined.*

Shrewsbury Square

PA-851 & Mt. Airy Road | Shrewsbury, PA 17361

±1,510 - 2,400 SF
INLINE SPACE

Available For Lease

MARKET AERIAL



Ashlee Lehman | Dave Nicholson | Brad Rohrbaugh | Chad Stine
For Leasing Information: 717.843.5555 | Learn more online at www.bennettwilliams.com

ACTIVE MEMBER OF:
RETAIL BROKERS NETWORK

COMMERCIAL BROKERAGE. *Redefined.*

Bennett Williams

COMMERCIAL REAL ESTATE

OUR LOCATIONS:

YORK OFFICE:

3528 Concord Rd.
York, PA 17402

LANCASTER OFFICE:

150 Farmington Lane, Suite 201
Lancaster, PA 17601

EXTON OFFICE:

1 E. Uwchlan Ave.
Suite 409, Exton, PA 19341

WILLIAMSPORT OFFICE:

1000 Commerce Park Dr, Suite 310
Williamsport, PA 17701

WEST CHESTER OFFICE:

107 E Chestnut St, Suite 107
West Chester, PA 19380

NEW JERSEY OFFICE:

236 E. Route 38, Suite 130
Moorestown, NJ 08057

LISTING AGENTS:



Ashlee Lehman

ALehman@bennettwilliams.com



Dave Nicholson

DNicholson@bennettwilliams.com



Brad Rohrbaugh

BRohrbaugh@bennettwilliams.com



Chad Stine

CStine@bennettwilliams.com

CONTACT US

717.843.5555 | www.bennettwilliams.com

LANDLORD
REPRESENTATION

TENANT
REPRESENTATION

INVESTMENT
SALES

PROPERTY
MANAGEMENT



About Bennett Williams

Since its founding in 1956, Bennett Williams Commercial, Inc. has offered full Commercial Real Estate services to the Central Pennsylvania region and beyond. We have served thousands of commercial, industrial and retail clients as we have grown in size and reputation. With our team of both experienced and knowledgeable executives as well as young and energetic professionals, we have the team to handle any commercial real estate need.

Bennett Williams is a member of the Retail Brokers Network (RBN), a partnership of the best regional retail brokerage firms servicing all of the major markets across the United States. Our affiliates are handpicked ensuring that our clients receive top quality service and representation in any market they need help in, with 61 offices across 65+ markets and 700+ members.

